



# ONE STOP EDUCATOR

Educator's One Stop Resource  
for Monthly Fire & Life Safety Quick Teaching Topics




This October Edition of **ONE STOP EDUCATOR** will support and provide educators with teaching information and links to support topics discussed in this month's **SAFETY EDUCATOR NEWSLETTER**. It will also support students wishing to participate in the Annual Fire & Life Safety Calendar Contest.





## 2018-2019 Fire Prevention Week Theme:

### LOOK. LISTEN. LEARN. Be aware. Fire can happen anywhere.

Introduce Fire Prevention Week to students in grades 1-5 through these fun, interactive lessons and activities. NFPA has everything you need from music and movement fire-safety videos, storybook apps, Common Core-aligned lesson plans and take home materials to get families involved.

 Send home this [family home fire safety checklist](#) to encourage families to go through various rooms within the home to ensure it is as safe as possible.

 [Sparky's Schoolhouse](#) is a classroom portal for teachers. It includes music videos, lesson plans, eBooks and apps.

 [Sparky's Fire Safety for Kids page](#) has several activities that you can use in the classroom.



[MORE INFO](#)

## Change your Batteries in your Smoke and Carbon Monoxide Alarms

### **OCTOBER ANNUAL FIRE & LIFE SAFETY CALENDAR CONTEST TOPIC MATERIAL**



Smoke and carbon monoxide alarms save lives. Every home needs them. These alarms have special locations where they need to be placed within the home to keep families safe. A smoke alarm senses smoke. It will sound if there is smoke in the home, possibly from a fire. A carbon monoxide alarm senses a colorless, odorless gas that can not be detected by the human nose. When the smoke and/or carbon monoxide alarms sound, everyone should leave the home right away. Their batteries need to be changed at least once a year. Help your students learn how they can keep their families safer.

[MORE INFO](#)